

Humanitarian Youth Arrivals to NSW

Settlers (Age 12-24) with a Date of Arrival between 01/07/2019 and 30/06/2020 are currently recorded as residing in NSW as of 04/09/2020

Humanitarian arrivals in Australia...



Total humanitarian arrivals in NSW...

5,390
of which 24% were young people aged 12-24.

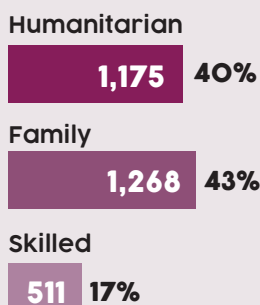
NSW welcomed the largest proportion of humanitarian youth in Australia...



Followed by Victoria...

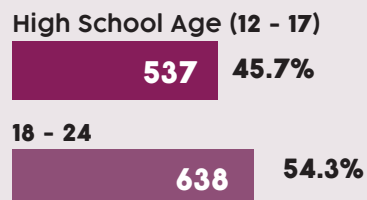


NSW youth arrivals via stream

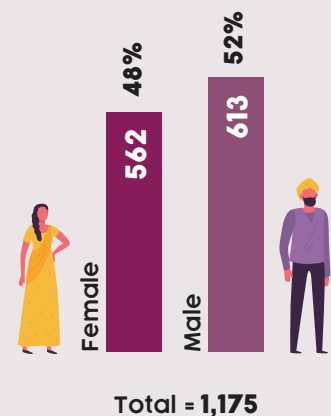


Total youth Arrivals = **2,954**

Age youth humanitarian arrivals



Gender



English Proficiency:

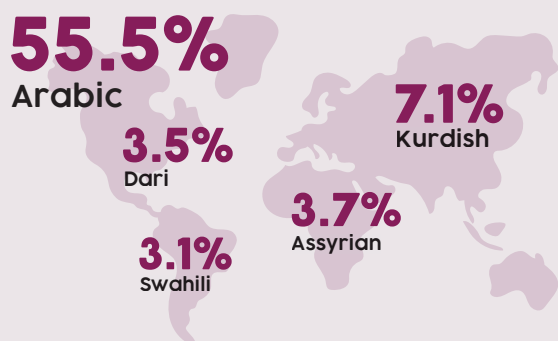
92%

of Humanitarian youth had poor or no English at all on arrival.

Humanitarian Youth Arrivals to NSW

Settlers (Age 12-24) with a Date of Arrival between 01/07/2019 and 30/06/2020 are currently recorded as residing in NSW as of 04/09/2020

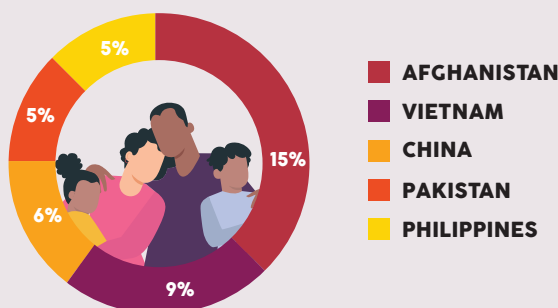
Top 5 Languages¹



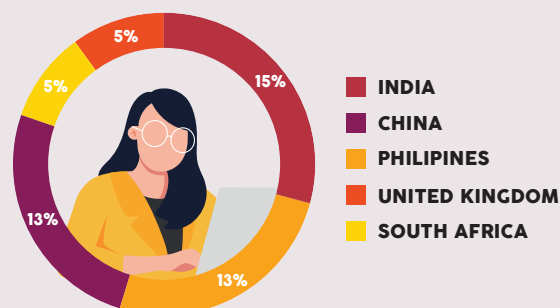
Country of birth of Humanitarian youth arrivals



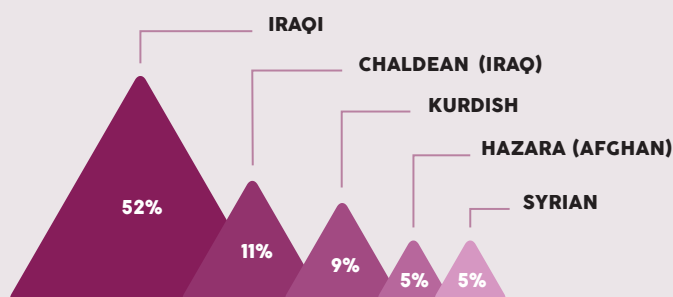
Country of birth of family youth arrivals



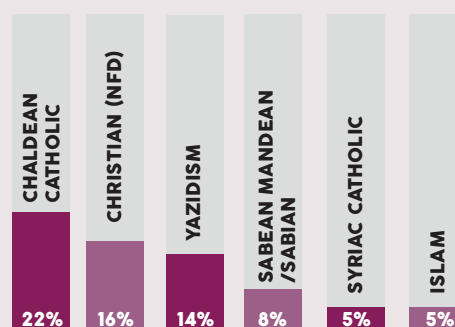
Country of birth of skilled youth arrivals



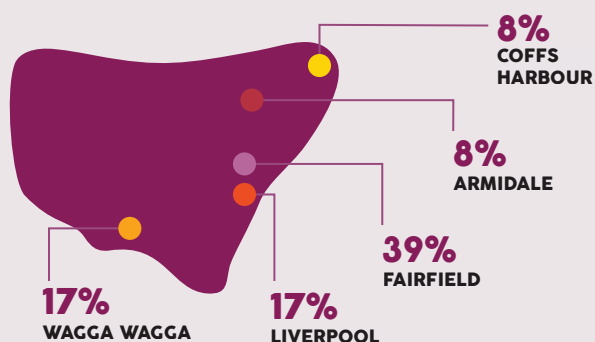
Ethnicity of humanitarian youth



Religion of humanitarian youth



Top 5 LGAs for humanitarian youth arrivals



MYAN NSW is the first state-wide multicultural youth specialist organisation. The data in this report is sourced from the DSS Settlement Database. There are a number of caveats to consider when reviewing this information. Details can be found at: <http://bit.ly/2D1Ahmp>

© MYAN NSW 2020

This work is protected under the Creative Commons Attribution- NonCommercial- NoDerivs 3.0 Australia licence: You may not reproduce or copy photographs. Published in October 2020

¹ Not recorded for 107 young people